

NEW!

# HotSense™ high-temperature ultrasonic thickness gauging transducers

Reduce inspection time with no duty cycling and robust calibration

Dual element ultrasonic transducer for high-temperature, in-service thickness, corrosion and erosion surveys for use in applications across **refining, oil & gas, energy, nuclear, aerospace** and **process sectors**.

**Keywords:** corrosion, erosion, in-service inspection, extreme environments, high-temperature

ionix

ADVANCED TECHNOLOGIES

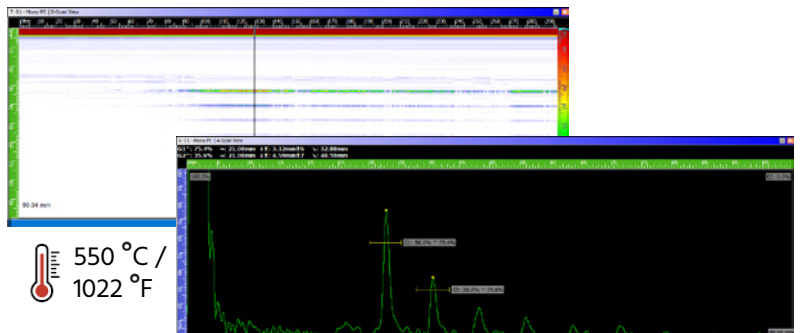


## HotSense™

- **Built on the award winning HotSense™ ultrasonic platform** powered by the proprietary Ionix HPZ piezo-ceramic, and offering increased heat resilience
- **Dual element thickness gauging transducer** for use through **-55 to +550 °C** [-67 to +1,022 °F] wide temperature range for in-service assets
- **Reduce inspection time** with **no duty cycling or cooling** up to +350 °C [662 °F] maximising productivity and minimising down-time or outages with in-service inspection

## APPLICATION

- **Measure remaining wall thickness** from 1 to 500 mm with compliant thickness gauges on hot assets, in-service, without shutdown or isolation
- **Better data** from easier and more accurate calibration at asset temperature
- **2X increased wear resistance** for the most extreme environments and applications including scanning and corrosion mapping
- **Range of accessories available**, including port inspection wand and safety guards for the most extreme temperatures
- **Compatible with industry standard** ultrasonic gauges and flaw detectors
- **Compliant to EN 12668:2 and ASTM E/1065** to meet existing asset integrity UT procedures



hotsense® | Powered by ionix

ix

# HS582i



## HS 582i TRANSDUCER SPECIFICATION

PARAMETER	VALUE	UNIT
Surface temperature range*	-55 to +550 / [-67 to +1022]	°C / [°F]
Storage temperature	-55 to +80 / [-67 to +176]	°C / [°F]
Tip diameter	11 / [0.434]	mm / [in]
Custom geometries available on request		
Connector type	Dual UNF 10/32 Microdot	-
Ruggedisation	Weatherproof Stainless steel construction	-
Transducer centre frequency	5.0	MHz
Active element diameter	8.0 / [0.315]	mm / [inch]
Wear allowance	1.5 / [0.06]	mm / [inch]

Acoustic characteristics certificate of conformity supplied with each unit

\*See duty cycle chart for use. Requires compatible couplant

For other specification requirements please contact our sales team

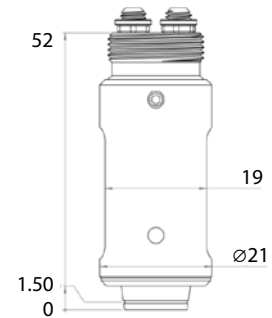
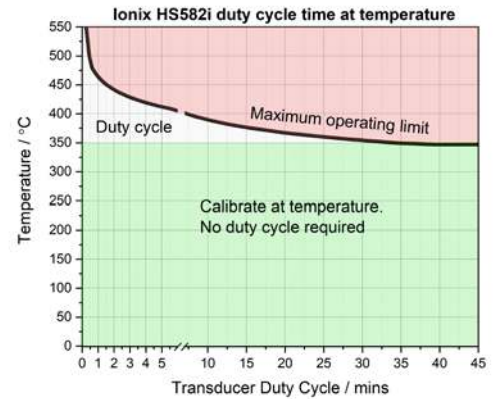
## MEASUREMENT RANGE

PARAMETER	VALUE	NOTES
Range in steel	1 to 500 mm / [0.04 to 20"]	with compatible gauge
Echo to echo range	2.5 to 50 mm / [0.1 to 2"]	in steel

Compatible with industry standard UT gauges and flaw detectors

**Contact Ionix to order, for further information or to find a solution for your application.**

## OPERATIONAL RANGE



Dimensions in millimetres

## CERTIFICATION

Meets the requirements of EN 12668:2 and ASTM E/1065



To see the HS582i in action scan the QR code



For accessories, including HT guards, port inspection wands and couplant dispenser, please contact our sales team

Ionix recommends **ECHO ultrasonics** for high-temperature couplants



Want to discuss your demanding environment needs?

+44 (0) 1484 505859

contact@ionix.at

www.ionix.at

@ionix\_at

ionix-advanced-technologies

@ionixadvancedtechnologies

